


DCM-PRO

Waterproofing Installation Manual



Technical Helpline


US:1-888-927-6333

CA:1-888-592-7687




There are instances where waterproofing will be required, such as in wetrooms, where there will be significant exposure to water.


If using a proprietary waterproofing system, a levelling compound should first be laid over the Warmup DCM-PRO system to provide a finished surface to install over. Follow the steps below when using the Warmup DCM-PRO waterproofing products to waterproof the installation:




- Cut the perimeter strip to the same level as the DCM-PRO mat.





- Apply a suitable waterproof $\frac{3}{8}$ " layer of thinset to the mat, walls and penetrations through the mat, 4" either side of the joint, ensuring there are no gaps or voids.



- Cut a length of Warmup waterproof tape to suit and press into the thinset along the wall perimeter using a trowel, removing any air gaps or creases.



- Reapply the removed portion of the perimeter strip over the top of the Warmup waterproof tape flush with the floor.



- To waterproof the joints between mat runs and over the cable joints, apply a $\frac{3}{8}$ " layer of waterproof thinset, 4" either side of the joint, making sure the cavities of the mat are fully filled.
- Cut a length of Warmup waterproof tape to suit and press into the thinset using a trowel, removing any air gaps or creases taking care not to damage or dislodge the cable.

NOTE: Where joints are required, overlap the tape by 4" bonding the two lengths together with a layer of thinset.

NOTE: At the manufactured joint, the termination joint or anywhere that you have damaged or pierced the mat, cover the penetration with a $\frac{3}{8}$ " layer of thinset and cover with Warmup waterproof tape.

Warmup Inc

25 Francis J Clarke Circle
Suite A
Bethel, CT 06801

W: www.warmup.com

E: us@warmup.com

T: (888) 927-6333

F: (888) 927-4721

W: www.warmup.ca

T: (888) 592-7687

F: (888) 927-4721

The WARMUP word and associated logos are trade marks.

© Warmup Inc. 2020 – Regd. TM Nos. 1257724, 4409934, 4409926,
5265707. E & OE.



Electric
Heating System

www.warmup.com
www.warmup.ca